

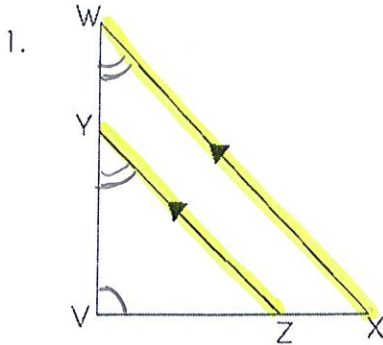
Geometry

Name: _____

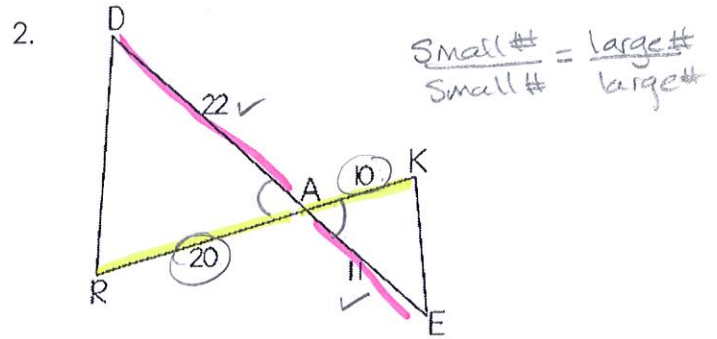
Let's try Triangle Similarity again...

Date: _____

Try these four problems - they walk you through how to solve them! Are these triangles similar? If so, state the similarity statement. If they are not similar, just write "not similar."

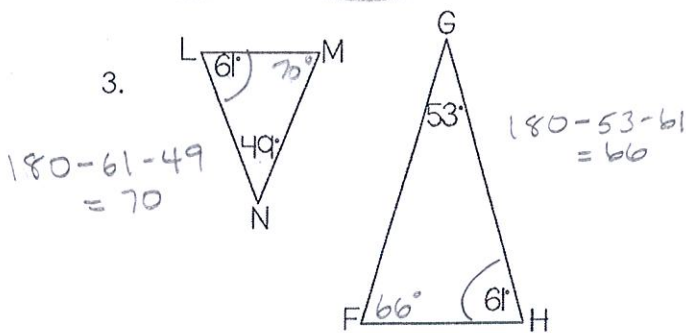


- A. Find any congruent angles. Mark them.
 {Since you have parallel lines, think of transversal angle pairs like corresponding angles...}
- B. Now, are the triangles similar? YES or NO
- C. If so, state how: AA ~
- D. $\triangle VWX \sim \triangle VYZ$

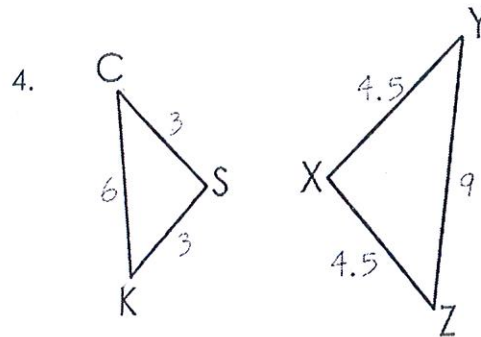


- A. Find any congruent angles. Mark them.
- B. Are the sides proportional?
 Set up your ratios HERE: $\frac{10}{20} = \frac{11}{22} = \frac{1}{2}$
- C. Now, are the triangles similar? YES or NO
- D. If so, state how: SAS ~
- E. $\triangle DRK \sim \triangle KAE$

All \angle 's in a triangle total 180°

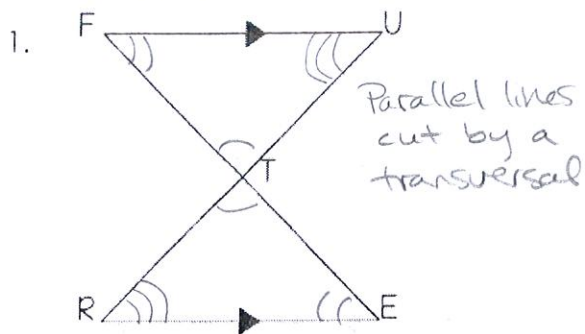


- A. Can you find the missing angles? Mark them.
- B. Are the triangles similar? YES or NO
- C. If so, state how: _____
- D. $\triangle LMN \sim \triangle$ _____

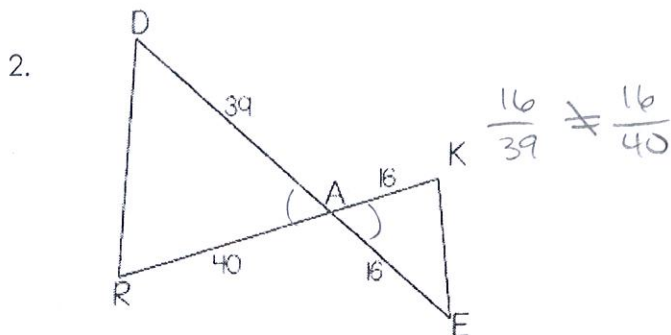


- A. Are the sides proportional?
 Set up your ratios HERE: $\frac{3}{4.5} = \frac{6}{9} = \frac{2}{3}$
- B. Are the triangles similar? YES or NO
- C. If so, state how: SSS ~
- D. $\triangle KCS \sim \triangle ZYX$

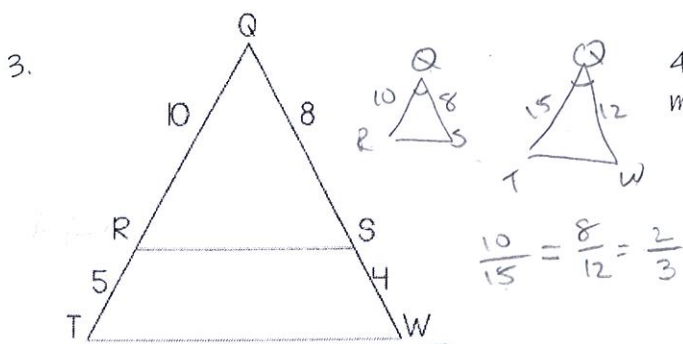
CLASSWORK! Remember - you need to SHOW WORK when you are figuring out if the sides of the two triangles are proportional. Also, make sure you mark any congruent angles if possible. If they are not similar, just write "not similar."



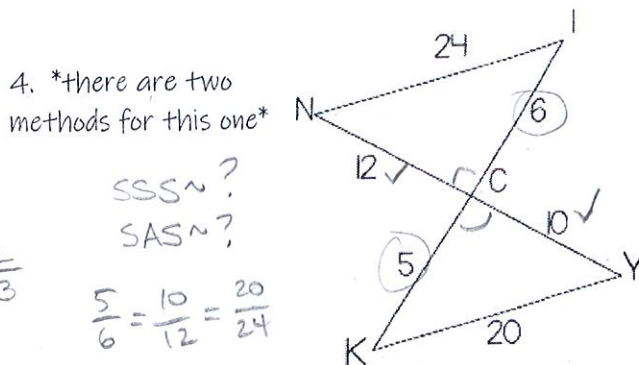
- A. Are these triangles similar? YES or NO
 B. If so, state how: AA~
 C. $\triangle TRE \sim \triangle TUF$



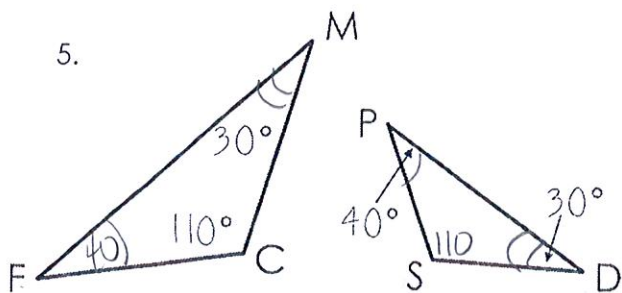
- A. Are these triangles similar? YES or NO
 B. If so, state how: _____
 C. $\triangle KEA \sim \triangle$ _____



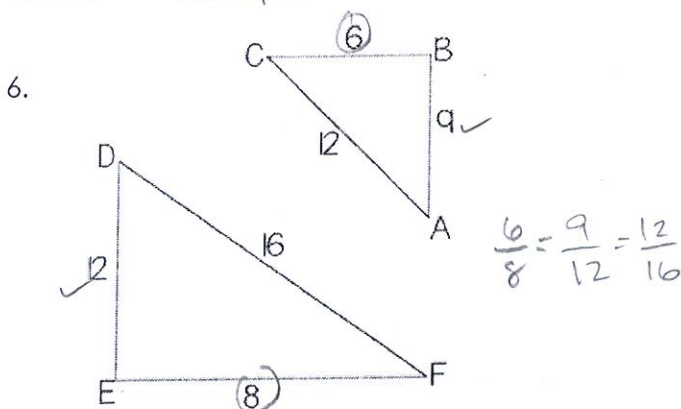
- A. Are these triangles similar? YES or NO
 B. If so, state how: SAS~
 C. $\triangle TQW \sim \triangle RQS$



- A. Are these triangles similar? YES or NO
 B. If so, state how: SSS~ and SAS~
 C. $\triangle ICN \sim \triangle KCY$



- A. Are these triangles similar? YES or NO
 B. If so, state how: AA~
 C. $\triangle SPD \sim \triangle CFM$



- A. Are these triangles similar? YES or NO
 B. If so, state how: SSS~
 C. $\triangle EDF \sim \triangle BAC$